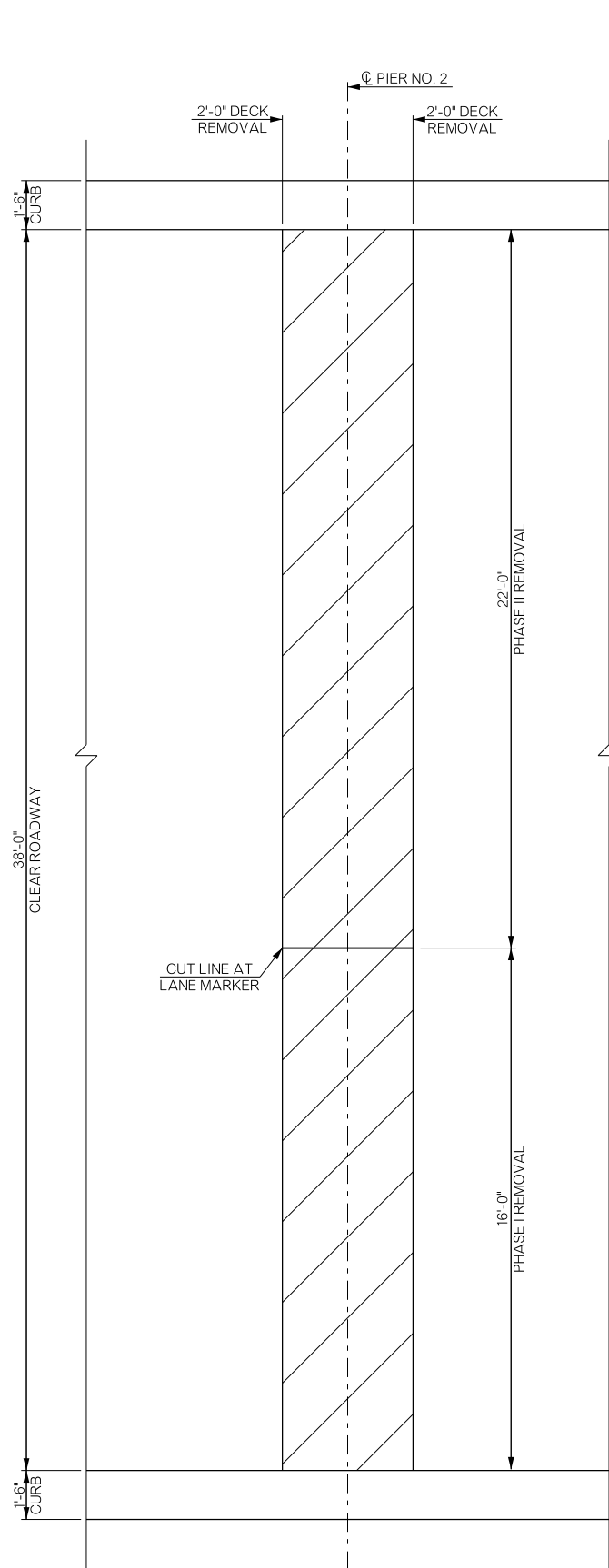
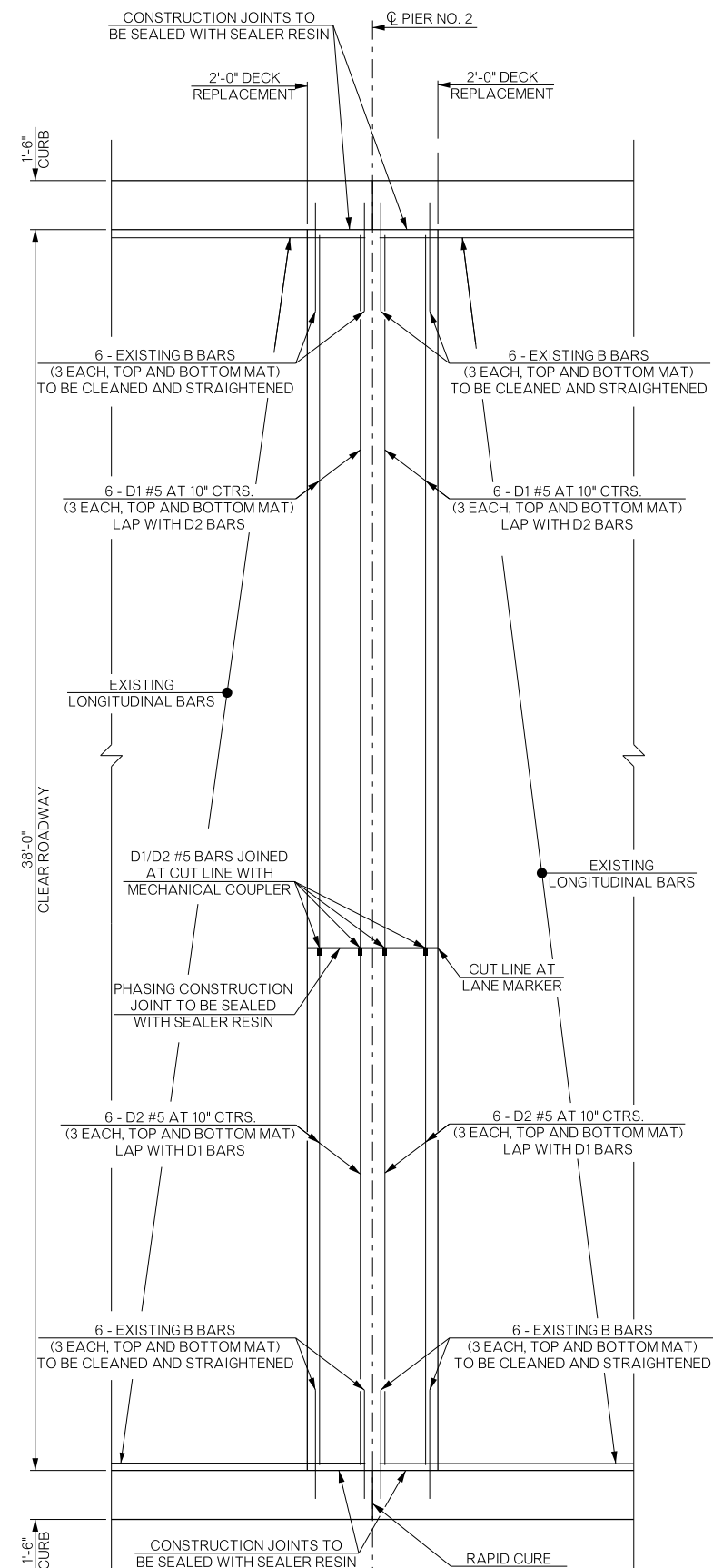


REVISIONS		
REV. NO.	DESCRIPTION	DATE

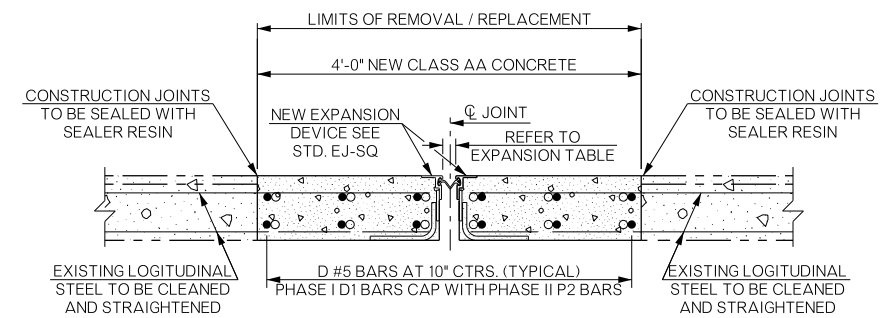


**DETAIL OF DECK REMOVAL
AT EXPANSION JOINT
AT PIER NO. 2**

THE CONTRACTOR SHALL AVOID CUTTING INTO STRUCTURAL STEEL BENEATH BRIDGE DECK DURING SAWING.



**DETAIL OF DECK REPAIR
AT EXPANSION JOINT
AT PIER NO. 2**



**TYPICAL SECTION OF REHABILITATED
EXPANSION JOINT
AT PIER NO. 2**

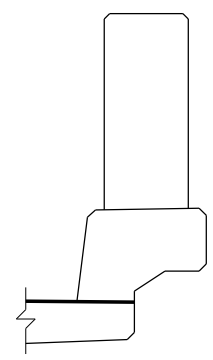
EXPANSION TABLE	
TEMP (°F)	DIMENSION
25°	2 1/8"
60°	2"
95°	1 7/8"

**BAR LIST - ONE JOINT REPAIR
PHASE I**

MARK	NO.	SIZE	FORM	LENGTH
EPOXY COATED				
D1	12	#5	STR.	15'-10"

**BAR LIST - ONE JOINT REPAIR
PHASE II**

MARK	NO.	SIZE	FORM	LENGTH
EPOXY COATED				
D2	12	#5	STR.	21'-10"



REHABILITATED JOINT AT CURB

NOTE: PLACE SILICONE EXPANSION MATERIAL CONTINUOUSLY ALONG THE JOINT TO THE EDGE OF THE DECK.

**QUANTITIES - EXPANSION JOINT
(1 JOINT REQUIRED)**

ITEM	UNIT	PHASE I	PHASE II	TOTAL
SEALED EXPANSION JOINT	L.F.	16.70	22.70	39.40
CLASS AA CONCRETE	C.Y.	1.40	1.90	3.30
EPOXY COATED REINFORCING STEEL	LB.	200.00	280.00	480.00
SEALER CRACK PREPARATION	L.F.	36.00	52.00	88.00
SEALER RESIN	GAL.	0.30	0.40	0.70
(SP) CORROSION INHIBITOR (SURFACE APPLIED)	S.Y.	3.00	3.00	6.00

BRIDGE "D" I-40 EASTBOUND OVER WOLF CREEK	OKMULGEE COUNTY	Design	N/A	N/A
DETAILS OF JOINT REHABILITATION (SHEET 2 OF 2) (BRIDGE "D")		Detail	BRJ	5/16
		Check	TEE	6/16
STATE OF OKLAHOMA		Squad: HENSLEY	Engr: DEFRANCO	
DEPARTMENT OF TRANSPORTATION		JOB/PIECE NO. 31694(04)		SHEET NO. B011